


Mecosta County 4H

Horse and Pony

Project Book

13-15



Name: _____ 4H age: _____

Horses Name: _____

Club: _____

Number of Years in 4H Horse and Pony Project: _____

Leaders Signature: _____

Year: 2026

Use the description below to identify the breed:

1. "Rocking chair" canter _____
2. Mottled skin, spotted hair coat _____
3. Maximum adult height of 34 inches _____
4. Compact muscling and speed at a short distance _____
5. Golden color with white mane and tail _____
6. Finely chiseled head and dish faced. _____
7. Spotted color pattern. Any hair color with at least one area of white hair at the time of birth _____
8. Compact and muscular, yet refined body. _____
9. Trotters and pacers. _____
10. A combination of white and any other equine color _____
11. From the rugged hill country of Wales _____

Answer the following:

Name the micro-minerals and their use:

- a. _____
- b. _____
- c. _____
- d. _____
- e. _____
- f. _____
- g. _____

What are three things to look for when determining quality of hay? _____

What is the difference between a snaffle bit and a curb bit? _____

What does a red ribbon in a horse's tail mean? _____

Describe the proper way to enter and exit the show arena for pleasure classes. _____

Conformation: Fill in the blanks with the correct term

1. Long sloping pasterns throwing fetlocks low. _____
2. A horse that holds its head too high and its nose out. _____
3. Heavy contact with the ground instead of desired light, springy movement. _____


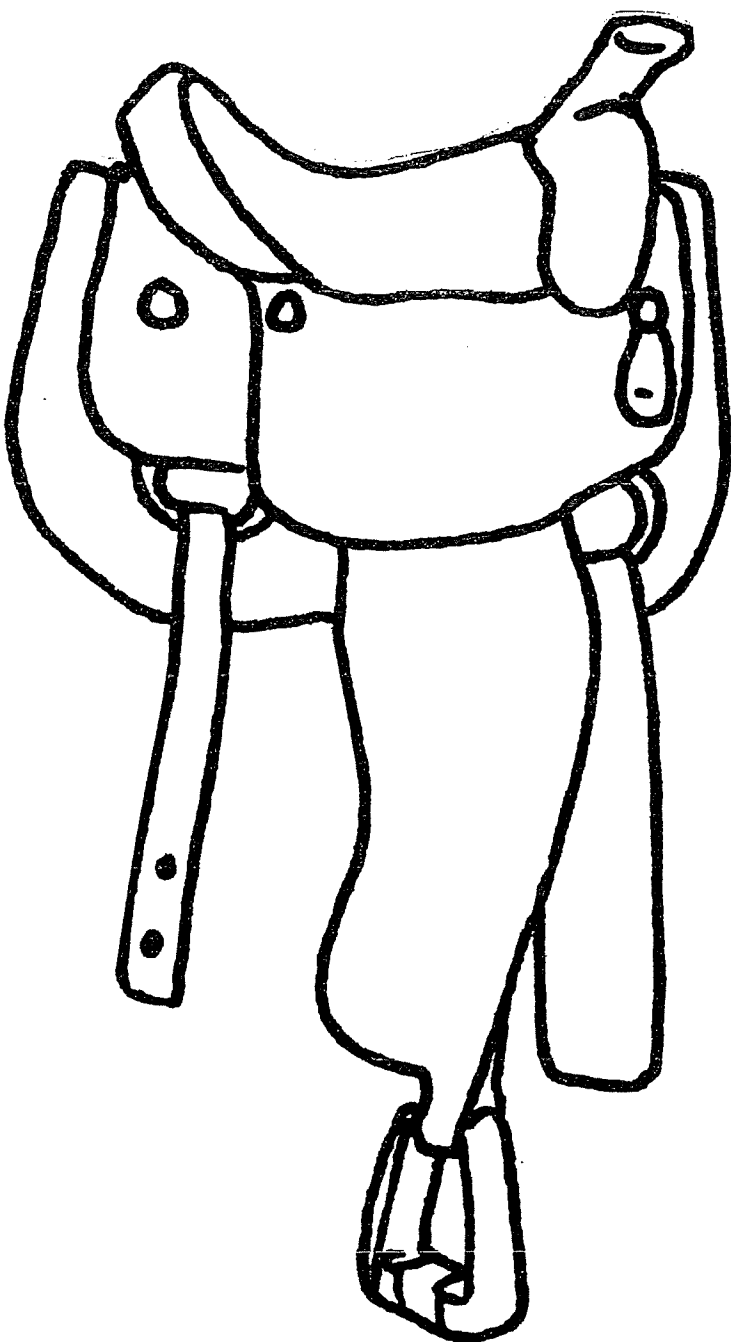
Health:

A "Normal" Horse's Vitals Are:

Temperature: _____ Pulse Rate: _____ Respirations: _____

In one color label the parts of the saddle which share the same name regardless of discipline.

In another color, label the same part of same function, but different name. Such as Flap and Fender.



Explain the differences between the two saddles for the horse. If you only ride one discipline interview someone who can compare for you and record their thoughts. Be sure to name your interviewee.

Label the parts of the horse.

